



Fun and Friends Book Club 悅讀寶庫電子書課程

Student Manual 學生使用指南

2025—2026

Last updated date 更新日期：26/8/2025

**inspire learning**

Flat 9D, Yeung Yiu Chung No8 Ind Bldg, 20 Wang Hoi Road, Kowloon Bay, Hong Kong 香港九龍灣宏開道 20 號楊耀松第 8 工業大廈 9D 室  
**Tel** (852) 3188 2600 **Fax** (852) 3007 2231 **Email** service@wiseman.com.hk **Web** www.wiseman.com.hk



## Fun and Friends Book Club 2025—2026 User Manual

Log in to [www.fnfclub.hk](http://www.fnfclub.hk) using your login information. Access the platform on mobile or tablet devices anywhere and anytime.

Location: **Hong Kong**

Username: \_\_\_\_\_ Please key in your username as provided

Password: \_\_\_\_\_ Please key in your password as provided



### Enquiries:

#### Fun and Friends Learning Service Team

Hotline : (852) 3188 2357 / (0755) 8366 4290

WhatsApp : (852) 9299 7851

WeChat : 紛分英語

Email: [fnf@fnfclub.hk](mailto:fnf@fnfclub.hk)

Address: Flat 9D, Yeung Yiu Chung No 8 Ind Bldg,  
20 Wang Hoi Road, Kowloon Bay, Hong Kong

Service hour: Mon to Fri 9am–8pm, Sat 9am–1pm

For non-office hour, please leave us a message with the following details through above methods:

- Your school's name
- Your name
- Your class
- Your question
- Your contact number

We will respond to your service request within one working day.

### Reminders:

- ☑ Programme Period: 22 September 2025 – 30 June 2026
- ☑ Please enter your username in lowercase.
- ☑ Students must enter both email address and phone number in 'Profile' for password retrieval and to receive the monthly Progress Report.
- ☑ Completion of all learning activities and exercises is required to achieve maximum score.
- ☑ 'My Studio' function is only available on devices with microphone .



## **System requirement:**

### **PC**

- Microsoft Windows 10 version 1809 or later, Microsoft Windows 11
- Google Chrome v80 to 127 (Recommended),
- Microsoft Edge v17 to 127

### **Mac**

- macOS v10.14 – 10.15, v11 to 14
- Safari v11 to 17, Google Chrome v80 to 127

### **Tablet:**

- iOS 11 to 17; Android 4.4 to 14
- iOS: Safari 11 to 17,
- Android: Google Chrome v80 to 12

### **Hardware:**

- A speaker or headphones for 'Read to Me' function
- A microphone for 'My Studio'

Student Manual (detailed version) and Online Guided Tour video can be downloaded from <https://www.fnfclub.hk/help/faq/bc/> in Book Club FAQ Q1.



## Fun and Friends Book Club 2025—2026 用戶指南

請瀏覽 [www.fnfclub.hk](http://www.fnfclub.hk) 及輸入用戶資料。歡迎隨時透過手機或平板電腦登入平台

位置

(Location)

**Hong Kong**

用戶名稱

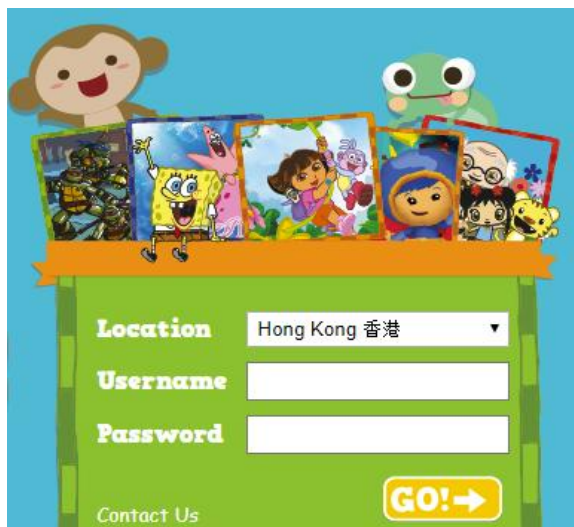
(Username)

請輸入獲提供的用戶名稱

密碼

(Password)

請輸入獲提供的密碼



### Fun and Friends 學習服務團隊

服務專線：(852) 3188 2357 / (0755) 8366 4290

WhatsApp: (852) 9299 7851

微信WeChat: 紛分英語

電郵: [fnf@fnfclub.hk](mailto:fnf@fnfclub.hk)

地址: 香港九龍灣宏開道 20 號楊耀松第 8 工業大廈 9D 室

服務時間: 星期一至五 9am—8pm, 星期六 9am—1pm

如非辦公時間, 請留言並清楚說出:

- 學校名稱
- 姓名
- 班別
- 查詢內容
- 聯絡電話

我們將於一個工作天內回覆。

### 注意事項:

- ☑ 課程日期: 2025 年 9 月 22 日 至 2026 年 6 月 30 日
- ☑ 登入名稱請用小楷
- ☑ 用戶必須登入後在個人檔案 (Profile) 欄填上電郵以便日後查詢密碼及收取學習進度表之用
- ☑ 您需要透過瀏覽所有教材, 包括詞彙、錄像和聲音等資訊來獲得分數
- ☑ 「My Studio」功能僅在具有麥克風的設備上可用



## 系統安裝及設備要求：

### 電腦

- Microsoft Windows 10 v1809 或之後, Microsoft Windows 11
- Google Chrome v80 至 127 (建議使用),
- Microsoft Edge v17 至 127

### 蘋果電腦

- macOS v10.14 – 10.15, v11 至 14
- Safari 11 至 17, Google Chrome v80 至 127

### 平板電腦

- iOS 11.0 至 17; Android 4.4 至 14
- iOS: Safari 11 至 17, Android: Google Chrome v80 至 127

**硬件：** 本課程設有聆聽及錄音練習，因此同學需安裝揚聲器 (speaker), 麥克風 (microphone) 或耳機 (headphone)

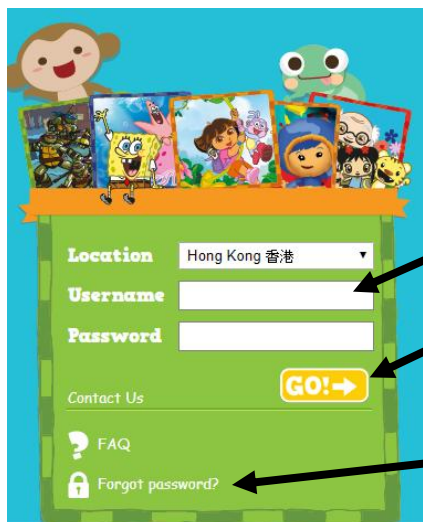
詳盡版學生使用指南及網上導覽影片可於 <https://www.fnfclub.hk/help/faq/bc/> 頁面中的 Book Club FAQ Q1 下載。

## I. Login 登入



跨平台設計

Login URL : <https://fnfclub.hk>



Enter **Username** and **Password**.

(This information can be found in the email sent to parents' account.)

輸入登入名稱及密碼。

(資料已電郵至各家長之電郵信箱內。)

Click **GO** to log in

按 **GO** 登入

Click '**Forgot password**' and enter your personal information if you have forgotten your password.

The password will be sent to the registered email address.

日後忘記密碼時可按'**Forgot Password**'並填入個人資料，系統將自動將密碼送到用戶登記的電郵地址。

## II. Update Personal Information and Password

更新個人資料及密碼

To update your personal information or change your password, you can log in at <https://fnfclub.hk>, and input your username and password. Then click on 'Profile' at the top left.

如要更新個人資料，或更改密碼，請登入 <https://fnfclub.hk>，然後輸入用戶名稱及密碼。你可按左上方的'Profile'更新個人資料。



Click here to view your profile

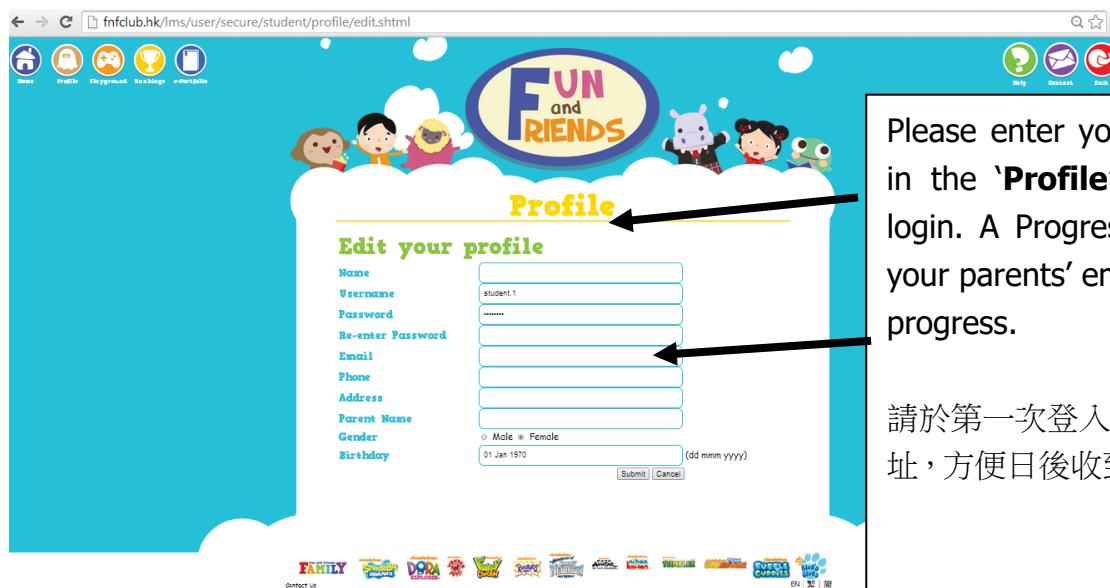
按此查看用戶資料檔案

**Change Profile:**  
Click here to fill in your parent's phone number and email address.

更改用戶檔案：  
請填入家長的電話號碼和電郵地址。

School	Term	Class	Course
Wiseman Education	2013 - 2014	HK	Fun and Friends Stage 1 Stage 2 Level 1 Level 2

**Purchase History**  
No Records



Please enter your parent's email address in the '**Profile**' section upon your first login. A Progress Report will be sent to your parents' email to share your learning progress.

請於第一次登入後，在 **Profile** 登記電郵地址，方便日後收到定期發出之學習進度表。

### III. Starting the Lessons

進入課堂



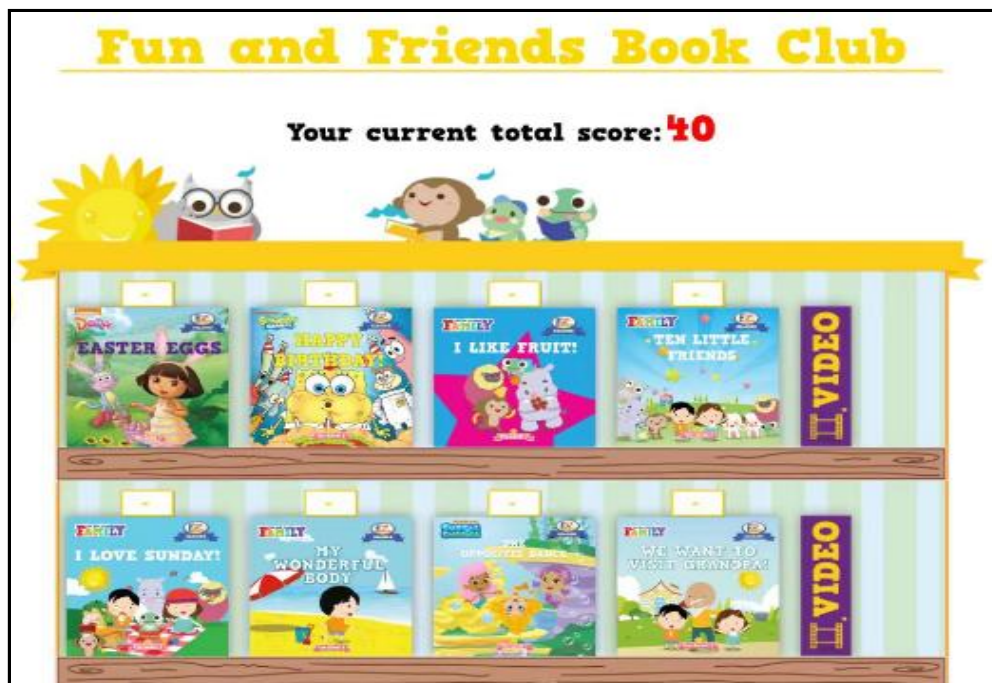
Click the 'Home' button to go back to the main page.  
按 Home 按鈕回到首頁

Select 'Book Club'  
按 'Book Club'

#### IV. To begin reading ...

##### 開始閱讀

You will see an interactive bookcase where you can find e-books and videos after logging in.  
當你登入後，你便會看到一個精美的書架，裏面包含了電子書和短片。



The learning goals in each title tell you what you can learn from the story! Click on 'Learning goals' on the front cover of each e-book to access the learning goal page. Each e-book includes language functions, target vocabulary and phrases, and the respective reading level of the book.

按電子書圖畫一下，你會看到左下方的'Learning Goals'和右下方的 Read'。按'Learning Goals'，你會看到這本書的學習目標，知道當中的語言功能和重點語法、詞彙、句子和這本書的分級。



**LEARNING GOALS**

**Language Functions and Focus**

Use nouns to identify objects related to birthday	He is having a birthday <b>party</b> . Gary brings a big birthday <b>cake</b> . Sandy brings a big <b>present</b> .
Use adjectives to express feelings	He is very <b>happy</b> . <b>Happy</b> Birthday, SpongeBob!

**Vocabulary and Phrases**

<ul style="list-style-type: none"> <li>Birthday</li> <li>Party</li> <li>Present</li> </ul>	<ul style="list-style-type: none"> <li>Colourful</li> <li>Happy</li> <li>Big</li> </ul>	<ul style="list-style-type: none"> <li>Brings</li> </ul>
--	---	--

**READING LEVEL**

**FAST** (Formal Assessment of Student Thinking)

**FAST** Level : 100  
Word count : 52  
Text Type : Story

600	Level 6	Advancing Readers
500	Level 5	Independent Readers
400	Level 4	Developing Readers
300	Level 3	Confidence Building
200	Level 2	Vocabulary Building
100	Level 1	Beginner Readers
	Pre-Level 1	Starting to Read

**READ**

Click 'Read' to begin reading the book. You can choose from the following options: **Read to Me**, **Read It Myself**, and **My Studio**. The 'Question Time' section is also available at the end of each book.

按'Read'便可以開始閱讀圖書。你可以看到不同的選擇: '**Read to Me**', '**Read it Myself**' 和 '**My Studio**'。而'Question Time'則是一些讀完書後的跟進問題。



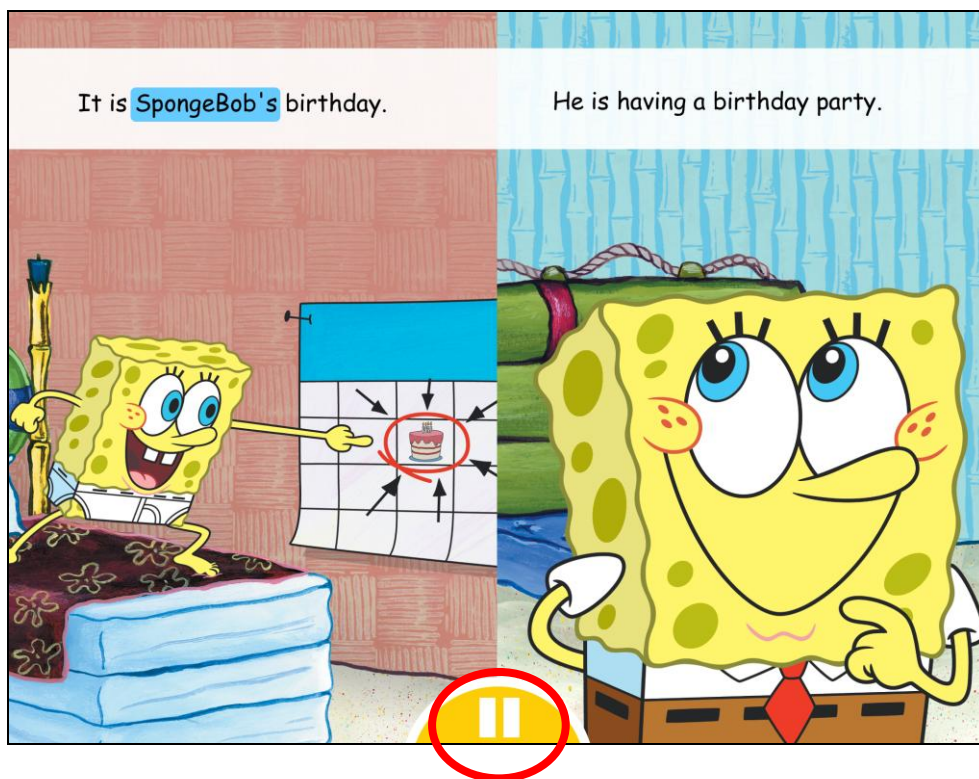
For **Read to me** mode, make sure your speakers are turned on so you can hear the audio.  
在'Read to me', 我們會讀給你聽, 記住要開啟你的揚聲器。

For **Read It Myself** mode, you can look at the pictures and read the book at the same time.  
在'Read it Myself', 你可以邊看邊讀。

**My Studio** allows you to record and playback your voice. Doesn't this sound fun?  
My Studio 可讓你錄音並播放自己的聲音。是否很有趣呢!

To turn the page, simply swipe the page left or right.  
你可以用滑鼠向左或向右撥來揭書。

You can also pause your reading anytime by tapping the 'pause' button.  
你亦可隨時按下方中間黃色的按鈕暫停。



You can choose to return to the main menu, read the book again or go to the 'Question time' section after you have finished a book.

完成後你可返回書架，或重新閱讀，或到'Question Time'回答問題。

**QUESTION TIME**

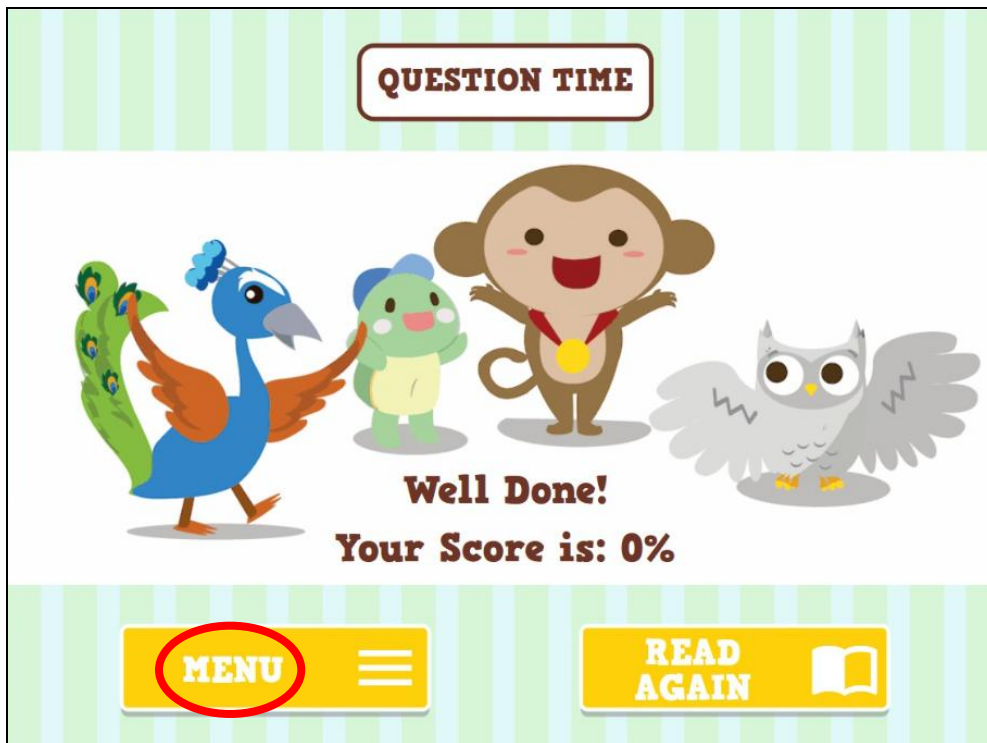
1/5

SpongeBob blows out the \_\_\_\_\_ on the birthday cake.

☐ present

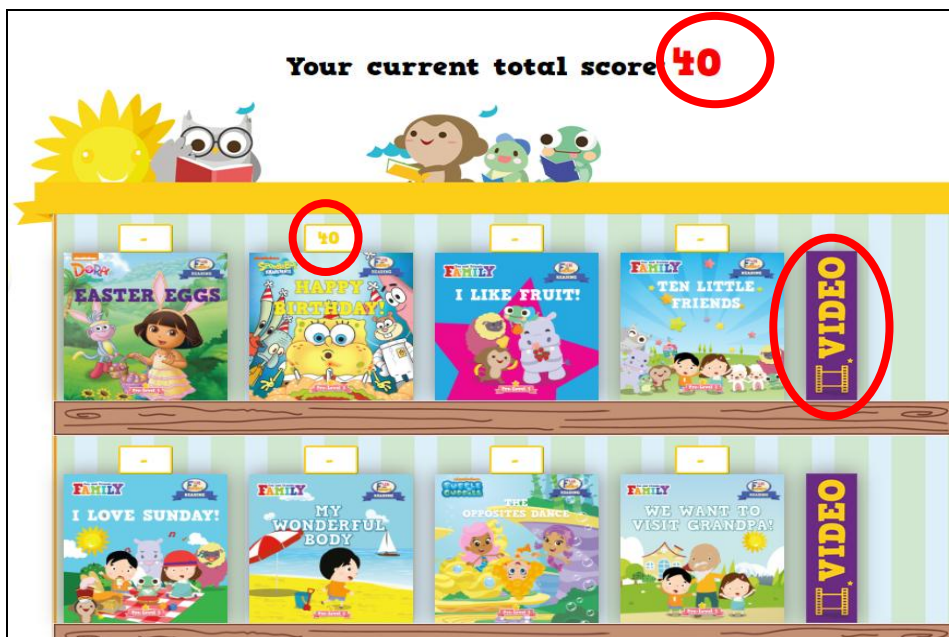
☐ cake

☐ candle



Clicking 'Menu' takes you back to the bookshelf where the score is shown above recently finished books. Students can revisit e-books, but they must resubmit post-reading exercises each time to maintain their score; otherwise, it resets to zero. The teacher's report reflects the student's latest score. Upon completing a row of four books, clicking the 'Video' button on the right allows you to watch a reward video.

當您點擊'Menu'返回書架時，最近完成的書籍上方會顯示得分。同學可以重讀電子書，每次重讀後均需重新遞交課後練習，否則分數會紀錄為 0。老師報告中會紀錄到同學最近一次的成績。完成一行四本書籍後，您可以點擊右側的'Video'按鈕觀看獎勵短片。



## v. My Studio 錄音功能

You may follow the following steps to record and playback your voice in 'My Studio'.

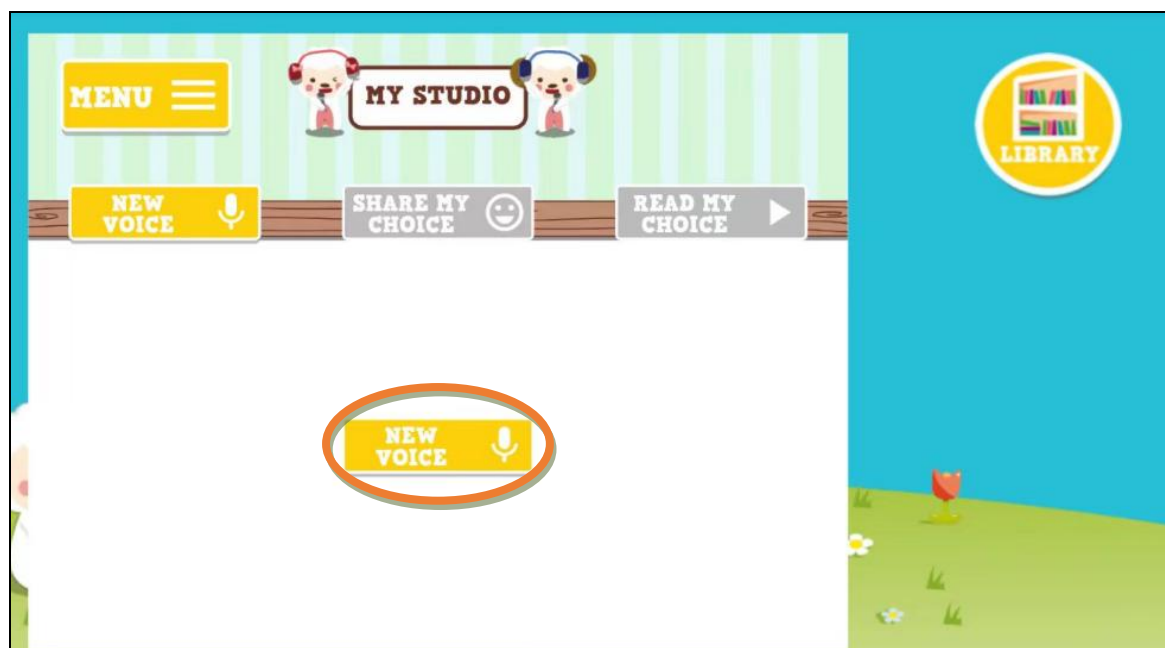
以下是使用「My Studio」錄音和播放的步驟。

1. Click 'My Studio' after reading the whole book

閱讀整本書後，請點選「My Studio」

2. Click 'New Voice'

點選「New Voice」

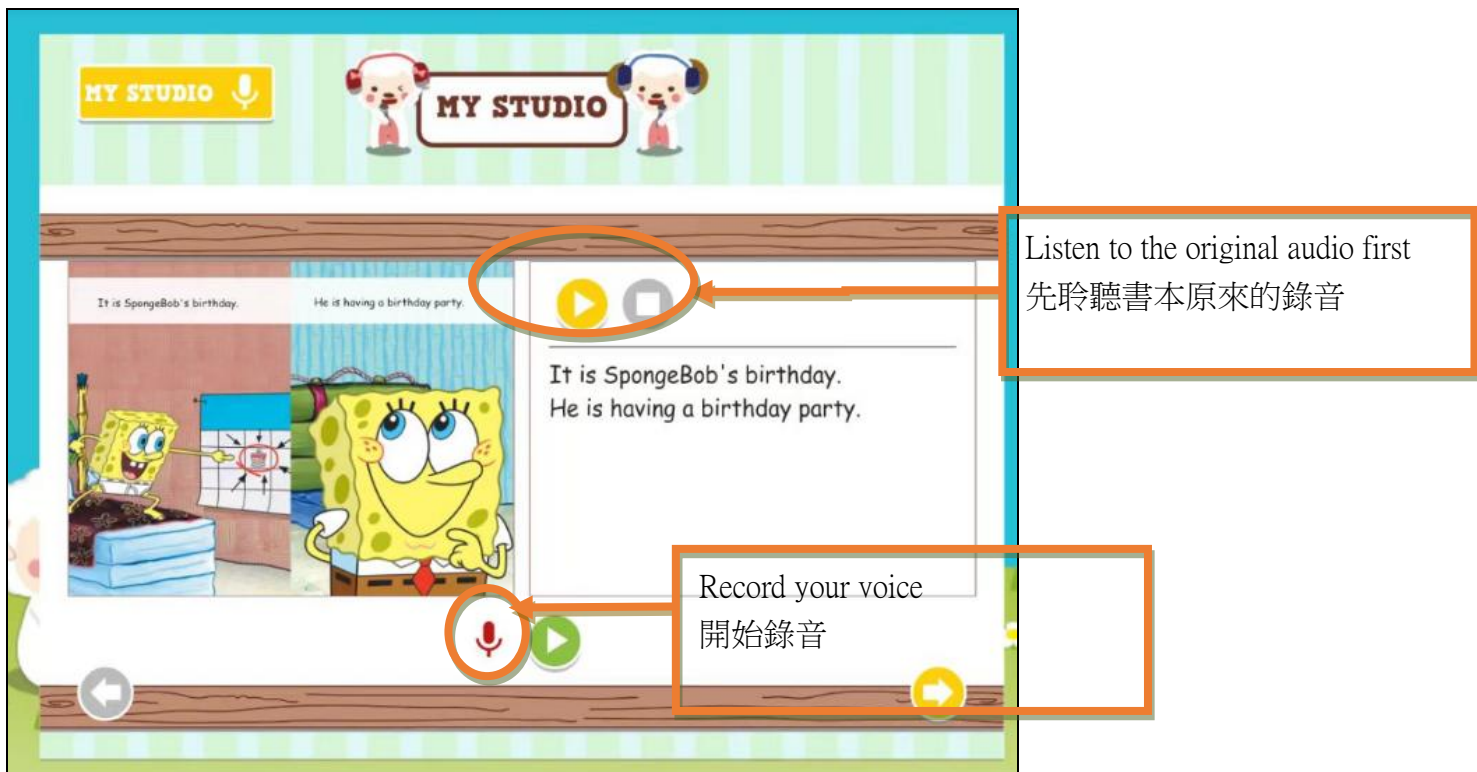


3. Name your recording, then save  
為此段錄音命名，然後儲存



4. Play the original audio using the play and stop buttons above the text  
點選文字上方的播放和停止鍵以聆聽書本原來的錄音

5. Click 'Record' to record your voice, and click the same button again to stop recording  
點選下方的「Record」鍵以開始錄音，完成後按同一鍵停止錄音



6. Click 'Save' after recording the whole book

完成整本書的錄音後，按右下方的「Save」



7. Add new recording, edit your existing recording or read the book and listen to your recording

增加新錄音，修改現有錄音，或聆聽自己朗讀的書本

8. Share your voice by e-mail (log in to your email in the built-in e-mail app first)

透過電郵與別人分享你的聲音（需事先登入內置電郵應用程式以發送電郵）





Should you have any enquiries, please watch our Online Guided Tour video.

如有疑問，歡迎觀看網上導覽影片。

<https://fnfclub.hk/help/faq/bc/>

Book Club > Q1 > iOS/Android Version > 2. Start a lesson

(Chinese version 中文版：請先於網頁右下方轉繁體)

You may also contact us.

你亦可聯絡我們。

E-mail 電郵: [fnf@fnfclub.hk](mailto:fnf@fnfclub.hk)

Phone 電話: 3188 2357

WhatsApp: 9299 7851

WeChat 微信: 紛分英語

(Mon to Fri : 9am–8pm; Sat: 9am–1pm,

星期一至五 : 9am–8pm; 星期六 : 9am–1pm)